


5F Framework™

A Checklist for Wearable Design




Fit

SIZING | SHAPE

Fit refers to the customization of the wearable to the specific size and shape of the user.



Each one of these areas represent choices in the design and construction of health wearables and each need to be answered, from the user's perspective.



Function

CLOSURE LOCATION | DESIGN FEATURES

Function refers to the purpose of the wearable and reflects the user's physical, mental and/or psychosocial challenges.



Fabric

TEXTURE | CONTENT

Fabric refers to the material selection that has the appropriate texture and performance properties to meet the user's needs.

Fastener

TYPE OF FASTENER | EASE OF USE

Fasteners refers to the selection of closures that facilitate putting on and taking off the wearable and maximize user independence.

Fashion

EXPRESSIVENESS

AESTHETIC PREFERENCES

Fashion refers to the preferred style of the wearable that addresses the user's aesthetic and expressive needs.



DrMarthaHallDesigns.com

FashionableScience.com

info@fashionablescience.com



**FASHIONABLE™
SCIENCE**